

AA-60 ALUMINUM BODIED PRESSURE RELIEF VALVE

- ALUMINUM BODY FOR LIGHTER WEIGHT
- CORROSION RESISTANT
- SAME TIME PROVEN DESIGN AS OUR POPULAR MODEL AA-96
- AVAILABLE IN 3" AND 4" SIZES

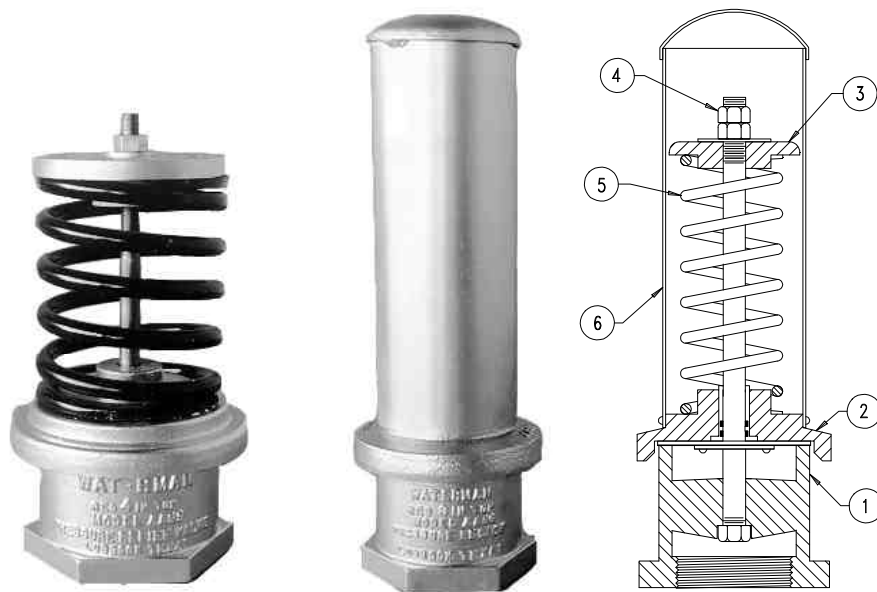
USES:

The Waterman Model AA-60 may be used for pressure relief on any pipeline with operating pressures up to 120 PSI max. where a large volume discharge is needed. The AA-60 meets the requirements of the Soil Conservation Service specifications and has a larger orifice that is a feature not found on most other makes.

FEATURES:

The Model AA-60 is available in three configurations, each filling a specific customer need. The AA-60A has a pressure discharge setting that is factory set for convenience and accuracy. The model AA-60B is designed to be set in the field utilizing actual pipeline pressure. The model AA-60C is factory preset, and includes an aluminum spring housing which protects the top mounted spring from weather and also discourages tampering. Automatic operation is provided by specially manufactured springs that are engineered to provide a high degree of sensitivity and provide maximum discharge.

Materials have been selected to provide long life, minimize maintenance and provide "fail-safe" performance. A Teflon seal face and bushing prevent sticking, even after long periods of exposure to sunlight and heat. The rubber composition seal backing is cloth inserted to prevent seal "blow-out" or creep. The threaded base is high strength cast aluminum. Spring retainer and cover are also high strength aluminum. Guide rod and all fasteners are stainless steel. Galvanized or plated hardware is never used.



AA-60A

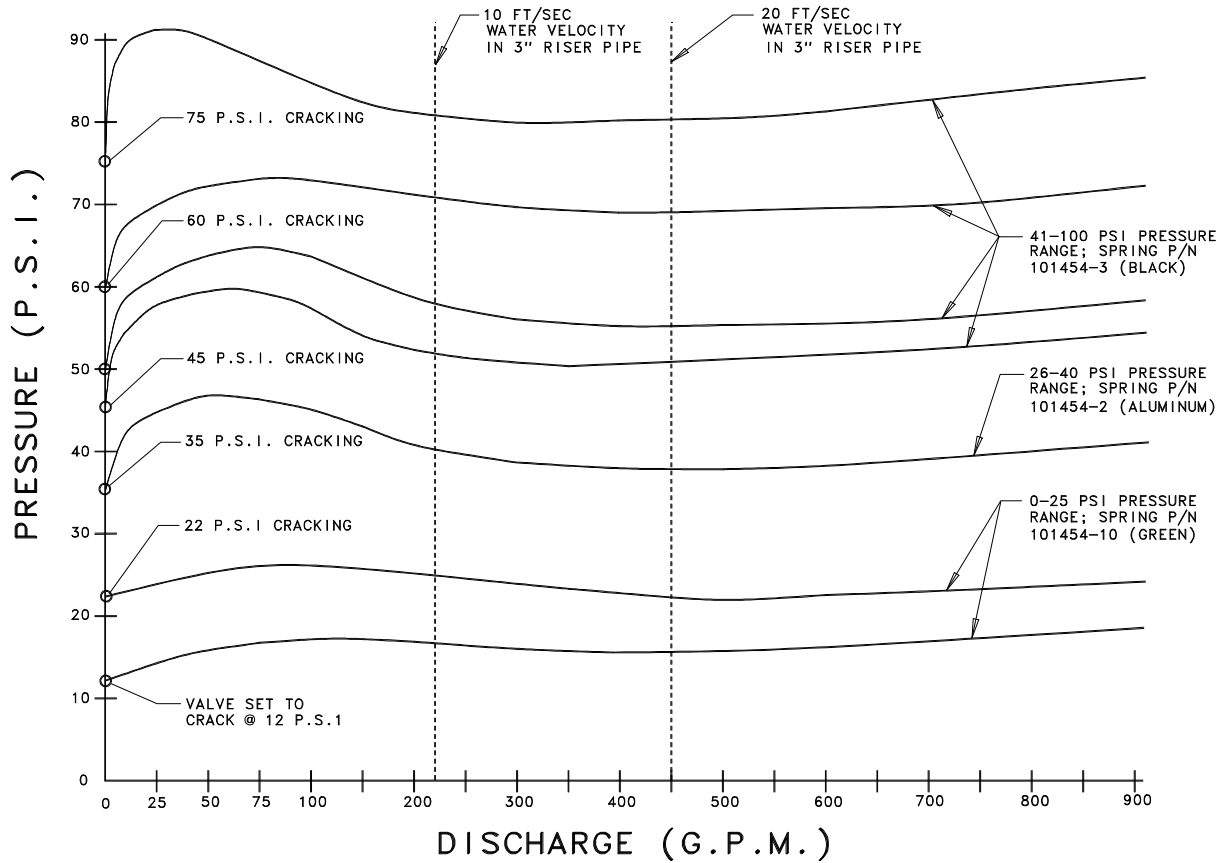
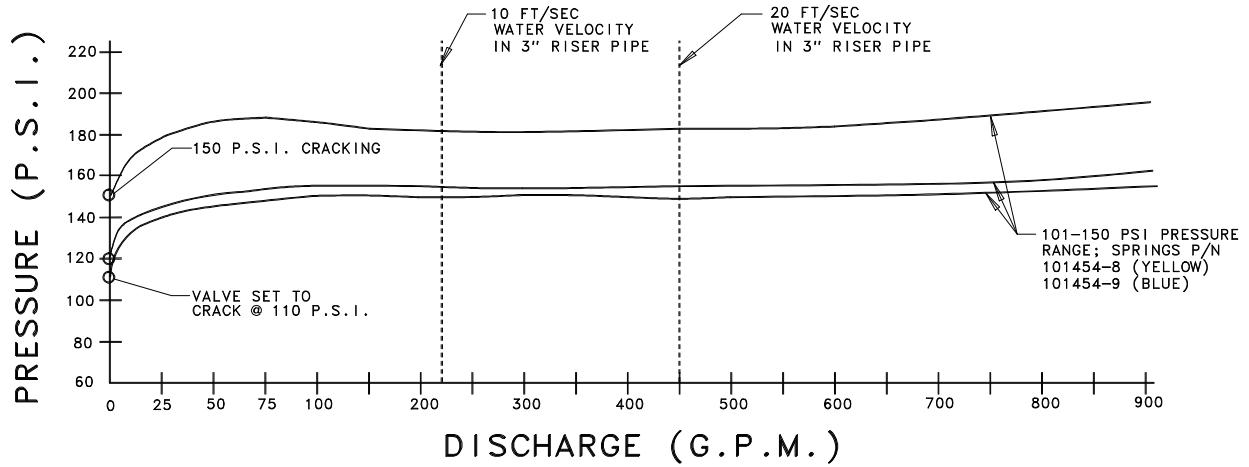
AA-60C

3" and 4" Sizes Available

PARTS LIST		
No.	Name	Qty.
1	Base	1
2	Cover Assembly	1
3	Spring Retainer	1
4	Guide Rod Assembly	1
5	Spring	1
6	Spring Housing	1

3" AA-60 DISCHARGE CURVES

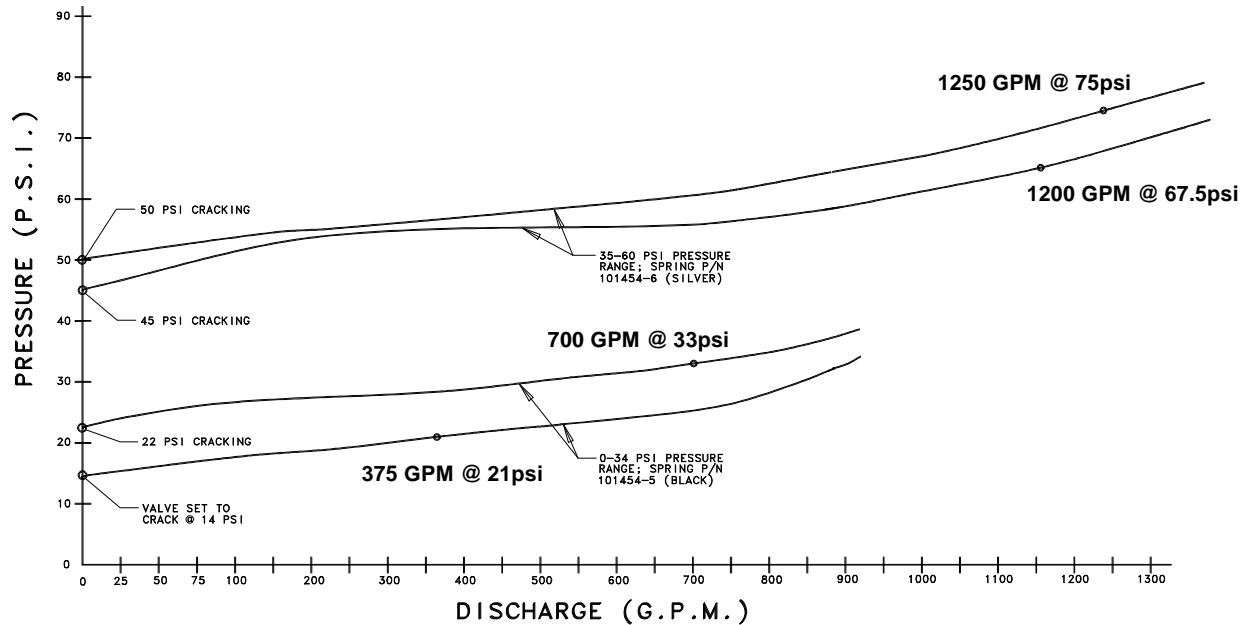
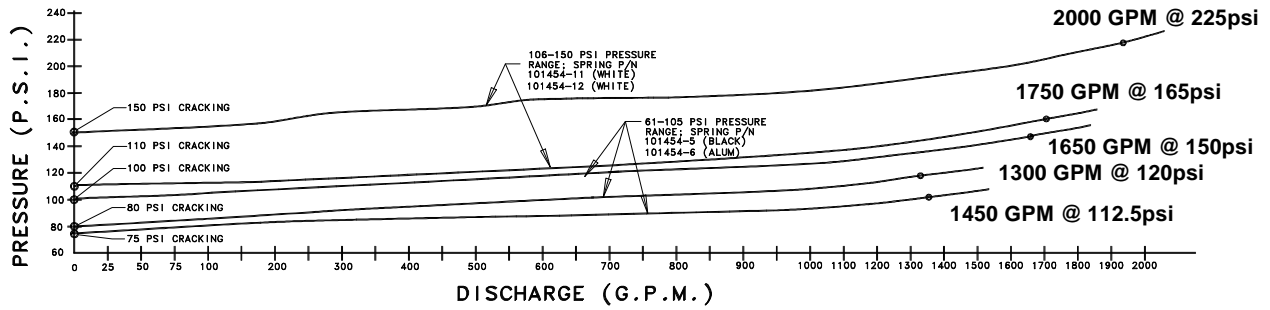
PRESSURE RELIEF VALVES



Notes:

1. Graphs represent actual test results of Waterman pressure relief valves that were tested at Center for Irrigation Technology, Fresno State University, Fresno, California.
2. Performance of individual valves may vary 2 - 3 P.S.I. from that shown due to spring variations.
3. Pressure relief valves meet the requirements specified in SCS specification 430-EE, dated April 1982 & 430-DD, dated April 1982.

4" AA-60 DISCHARGE CURVES



Notes:

1. Graphs represent actual test results of Waterman pressure relief valves that were tested at Engineering Research Center, Colorado State University, Fort Collins, Colorado.
2. Performance of individual valves may vary 2-3 PSI from that shown due to spring variations.
3. Pressure relief valves meet the requirements specified in SCS specification 430-EE, dated April 1982 and 430-DD, dated April 1982.